

EdgeLab Risk API

**Quantify the risk of investment portfolios
and turn data into action**

Our Product

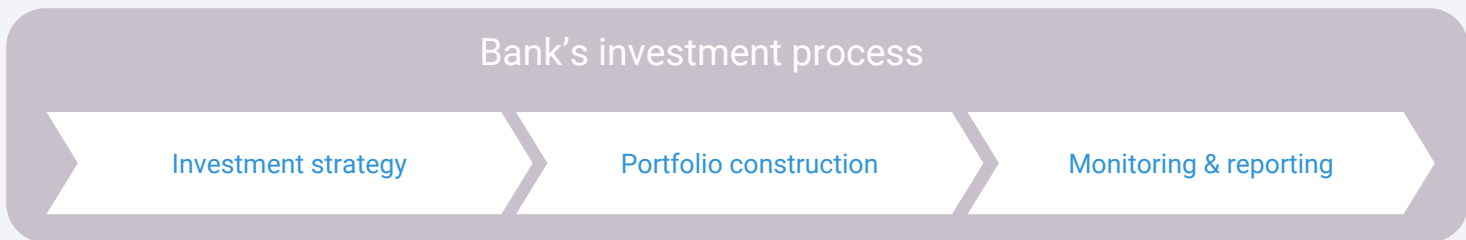
Capabilities

Key features

Benefits

SOLUTION

We support your investment process and enable multiple use cases to enhance it



Easy integration



with standard API

CAPABILITIES

Explore a new world of analytics possibilities



Identify risks

Understand what drives the true risk of your investment portfolio



Measure impact

Assess the impact of the risk factors considering all portfolio effects



Act immediately

Take data-driven decisions to assess and mitigate risks

RISK MEASURES

Gain a better understanding and control of risk

Measure risk of a standalone asset or an aggregated view using the most relevant metrics to your use case, e.g. counterparty, interest rate or FX risks

PORTFOLIO



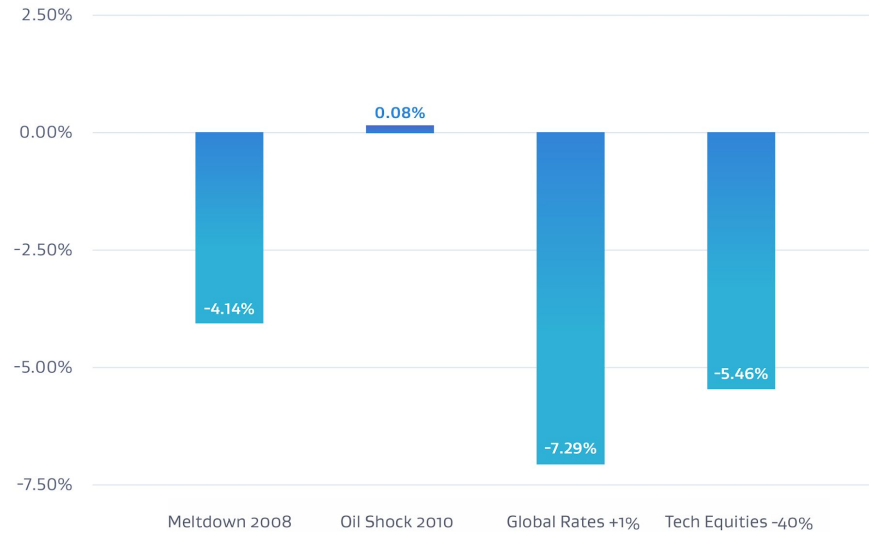
COMPOSITION	LOCAL CURRENCY	VALUE AT RISK	VOLATILITY	EXPECTED SHORTFALL
Asset 1	CHF	4.37%	3.35%	5.92%
Asset 2	CHF	6.08%	5.85%	9.28%
Asset 3	SEK	4.74%	5.36%	7.62%
Asset 4	CHF	6.08%	4.28%	7.74%
Cash	CHF	2.66%	1.94%	3.57%

SCENARIO ANALYSIS

Check robustness of portfolios against market movements

Evaluate the impact on your assets and portfolio of historical or user-defined events (stress-tests) based on a large set of factors

STRESS TEST ON INVESTMENT PORTFOLIO

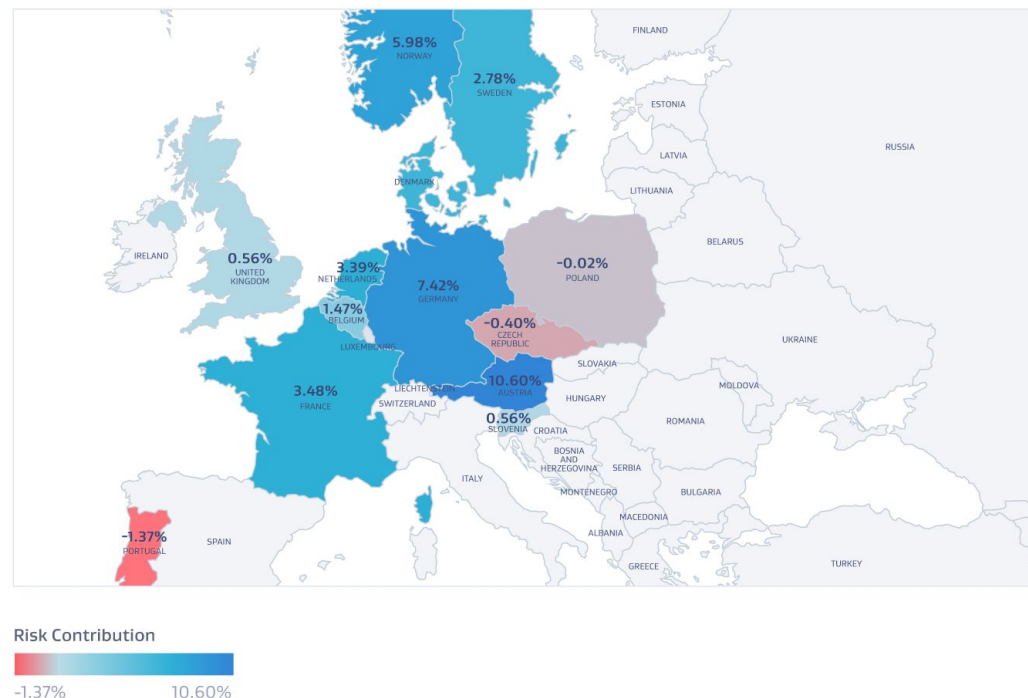


SENSITIVITY ANALYSIS

Check dependencies with respect to key performance and risk drivers

Measure the sensitivity of your assets and portfolios of moves on market variables such as interest rates, credit curves or volatility

COUNTRY OF RISK ALLOCATION



RISK CLASSIFICATION

Address the transparency needs of clients and regulators

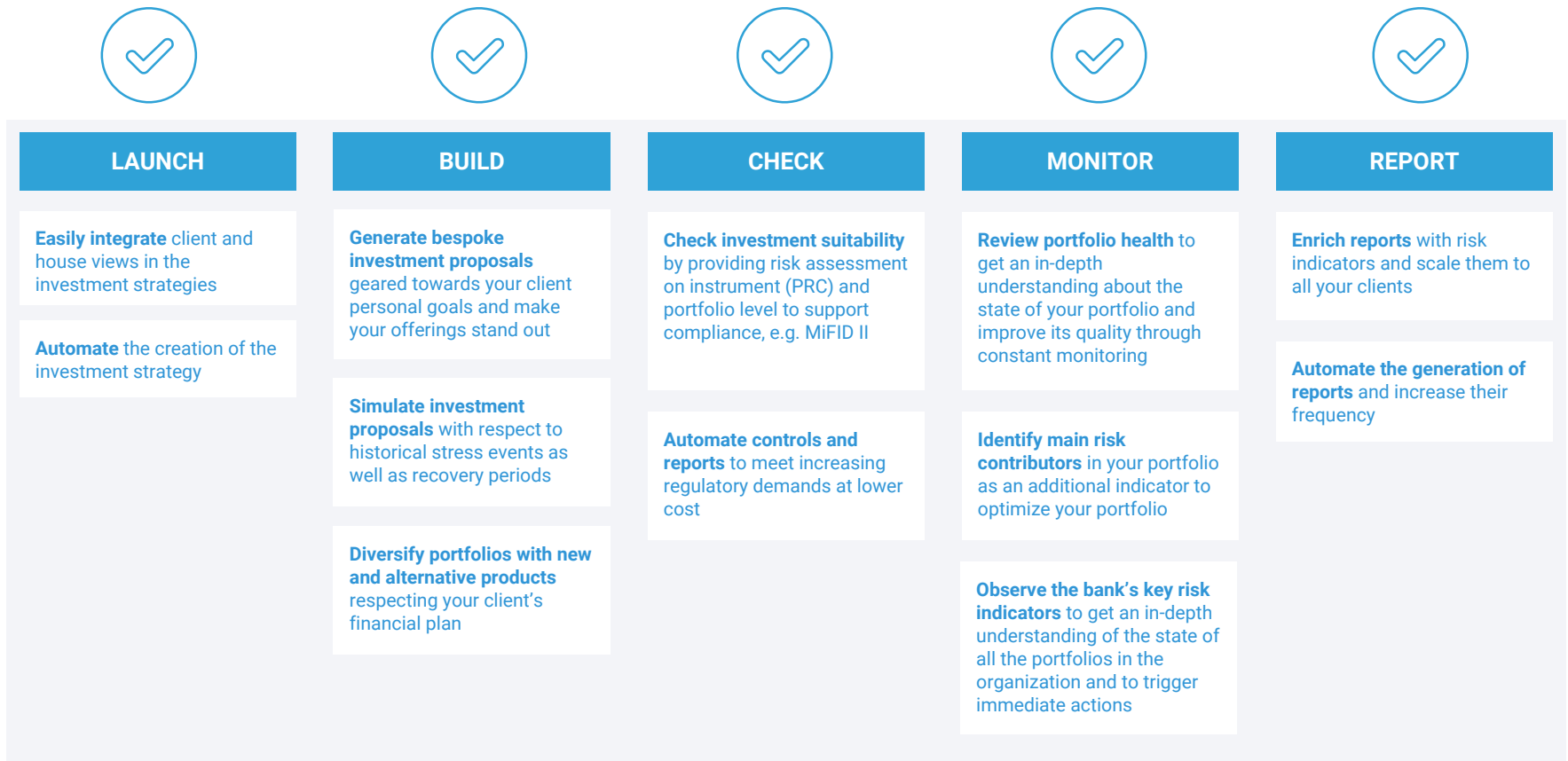
Classify the risk of an asset (PRC) and of a portfolio to ensure compliance with investment risk suitability regulations, e.g. MiFID II, FIDLEG, HKMA, MAS

Client risk profile	<input checked="" type="radio"/> <input checked="" type="radio"/> <input type="radio"/> <input type="radio"/> <input type="radio"/>
Portfolio risk grade	<input checked="" type="radio"/> <input checked="" type="radio"/> <input checked="" type="radio"/> <input type="radio"/> <input type="radio"/>
Investment suitability	<input checked="" type="radio"/>
Reference currency	EUR

COMPOSITION	LOCAL CURRENCY	EXPECTED SHORTFALL	PRODUCT RISK CLASSIFICATION
Asset 1	CHF	5.92%	<input checked="" type="radio"/> <input checked="" type="radio"/> <input checked="" type="radio"/> <input type="radio"/> <input type="radio"/>
Asset 2	CHF	9.28%	<input checked="" type="radio"/> <input checked="" type="radio"/> <input checked="" type="radio"/> <input checked="" type="radio"/> <input type="radio"/>
Asset 3	SEK	7.62%	<input checked="" type="radio"/> <input checked="" type="radio"/> <input checked="" type="radio"/> <input type="radio"/> <input type="radio"/>
Asset 4	CHF	7.74%	<input checked="" type="radio"/> <input checked="" type="radio"/> <input checked="" type="radio"/> <input checked="" type="radio"/> <input type="radio"/>
Cash	CHF	3.57%	<input checked="" type="radio"/> <input type="radio"/> <input type="radio"/> <input type="radio"/> <input type="radio"/>

USE CASES

Utilize data to enable multiple use cases along the investment process



KEY FEATURES

Establish a single source of truth for risk metrics



Broad coverage

We cover multiple asset classes (incl. structured products and derivatives) across many geographical markets



360° view on risk

You get depth and breadth of risks across any portfolio dimensions - fine grained or aggregated



Capturing the true risk

Our risk engine provides an understanding of the origin of the risk and to the risk carried by each position in a portfolio



Risk metrics in seconds

We leverage modern technologies which enables us to easily compute massive amounts of data



Easy integration

Our solution is cloud-based and integrates seamlessly through API into existing application landscape

BENEFITS

Leverage our unique set of capabilities to solve your daily challenges

We will help you redesign your investment business
through actionable risk analytics

YOU CAN REACH

Customer loyalty

Better serve your clients to
gain competitive
advantage



Operational efficiency

Automate processes and
enable advisors to serve
more clients



Regulatory compliance

Ensure investment
suitability and build
credibility



High ROI

Expand product and service
offerings to boost revenue



GROWTH AND SCALABILITY

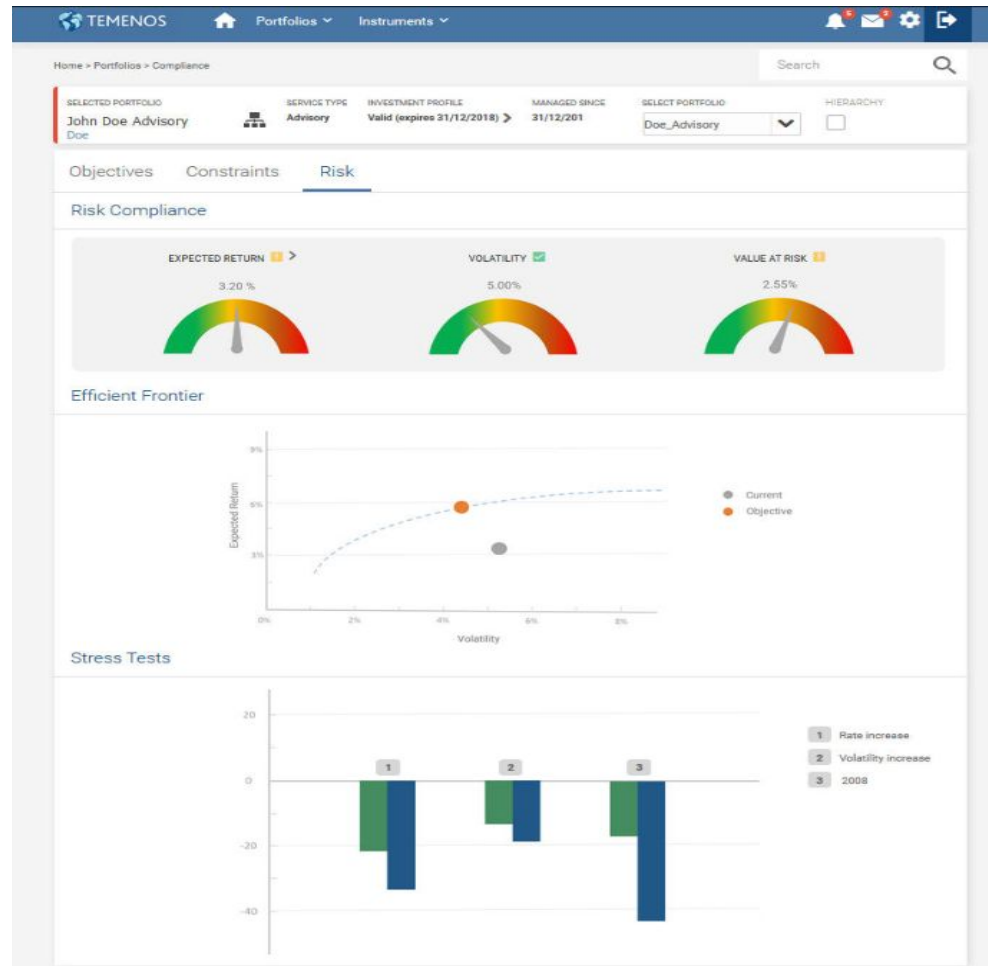
EdgeLab & WealthSuite

Use cases

Data flow

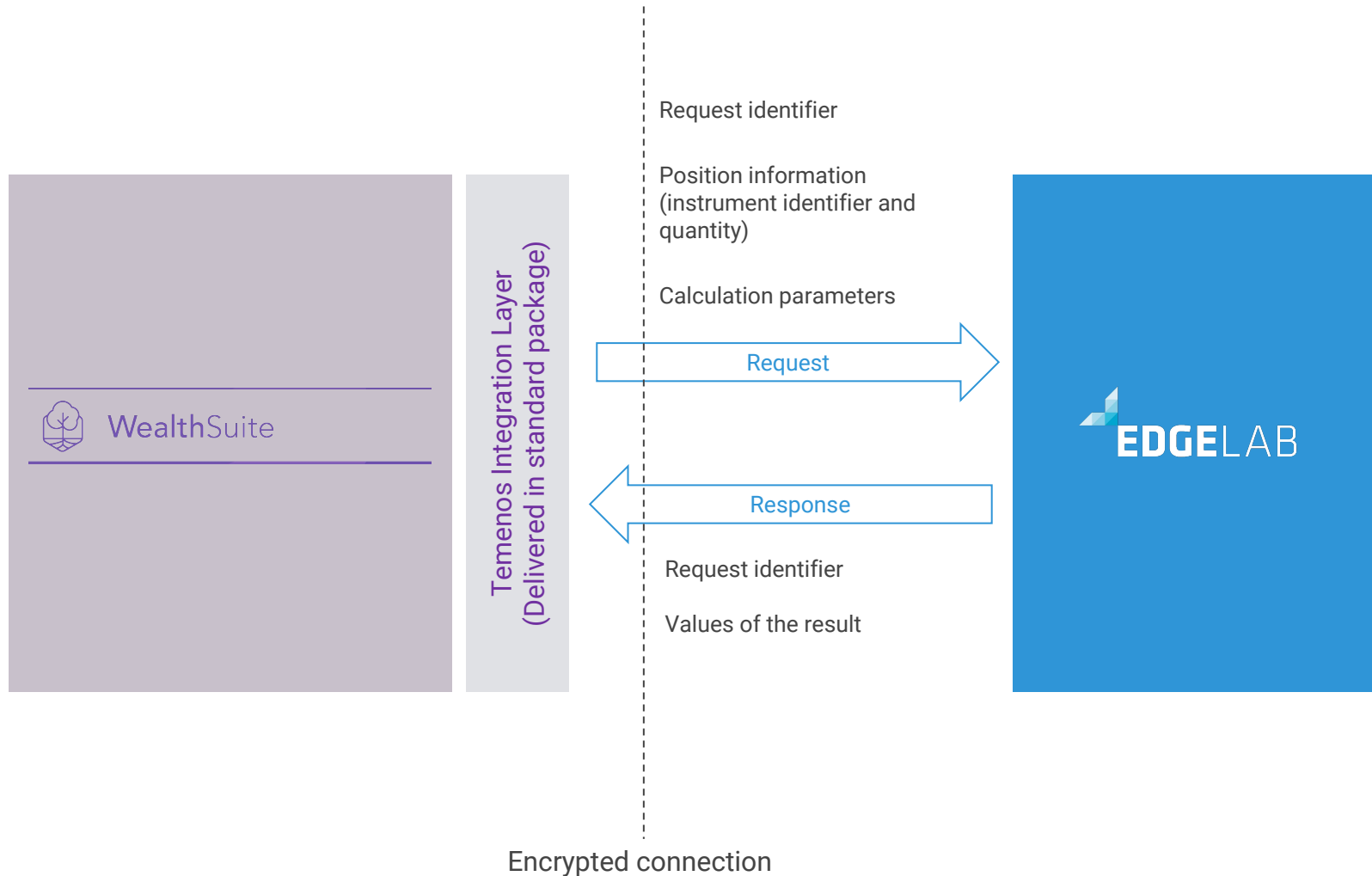
USE CASES

EdgeLab delivers a multi-asset class solution for portfolio risks in WealthSuite



DATA FLOW

No client sensitive data is transferred



ABOUT US

EdgeLab is a privately held Swiss company that curates financial data and provides investment intelligence to asset and wealth management professionals.

Thanks to our granular risk analytics and cutting edge technologies, we allow banks and wealth managers to grow and scale their investment business.

www.edgelab.ch

We serve international clients across Europe, Asia, Middle East and North America and our technology is embedded in portfolio management solutions offered by trusted partners.

Contacts

CEDRIC ULLMO
+41 44 421 10 88
+41 79 232 41 11
cullmo@edgelab.ch

MATHIEU CAMBOU
+41 44 421 10 81
+41 79 906 04 75
mcambou@edgelab.ch

RUEDI WINZELER
+41 44 421 10 89
+41 79 571 21 01
rwinzeler@edgelab.ch

Offices

LAUSANNE

Edge Laboratories AG
Avenue de la Gare 33
CH-1003 Lausanne

ZÜRICH

Edge Laboratories AG
Tödistrasse 44
CH-8002 Zürich

PFÄFFIKON SZ

Edge Laboratories AG
Bahnhofstrasse 1
CH-8808 Pfäffikon